

# Power BI Dashboard Validation: Ensuring Data and UI Integrity Before & After Data Refresh

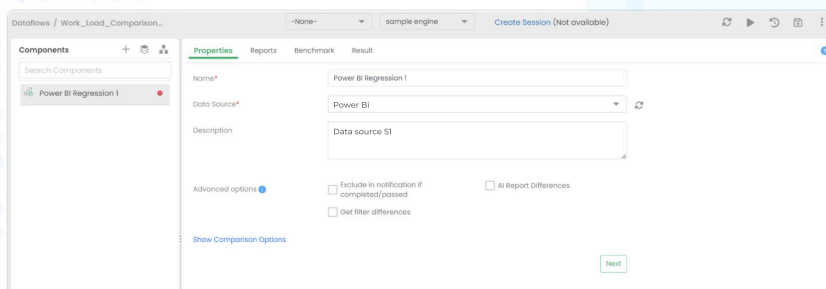
## The Problem

Data & UI validation for multiple versions of Power BI dashboard can be quite challenging and time consuming while performing automation testing with Datagaps, especially when there are frequent data refresh cycles.

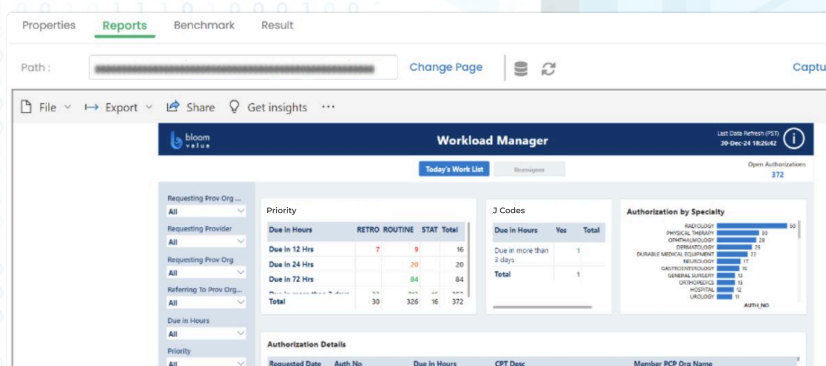
## The Solution

This challenge can be addressed by using a Power BI regression component & a benchmarks report component in Datagaps.

**Step 1:** In Properties, add the name of the flow and create the data source for the Power BI Dashboard.



**Step 2:** In Reports, add the Power BI Dashboard which requires testing.



## About Bloom Value

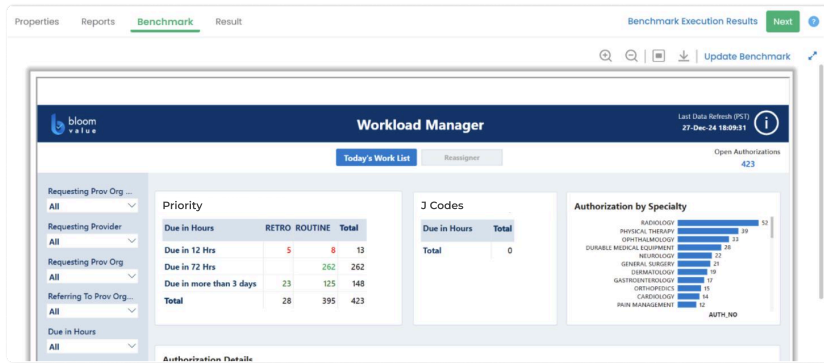
Bloom Value is a healthcare technology company specializing in AI and machine learning, dedicated to helping organizations enhance their financial and operational performance. Through our innovative FAST platform, we bring together advanced AI insights with deep healthcare expertise, enabling smarter, faster decision-making. This powerful combination drives improved profitability and cost reduction throughout the organization. Our solutions are designed to serve a wide range of healthcare providers, including RBOs (such as IPAs, MSOs, and ACOs), health systems, and other value-based entities focused on boosting margins and increasing operational efficiency. With Bloom Value, organizations can unlock new opportunities for growth and sustainability in an ever-evolving healthcare landscape.

## Our QA Approach

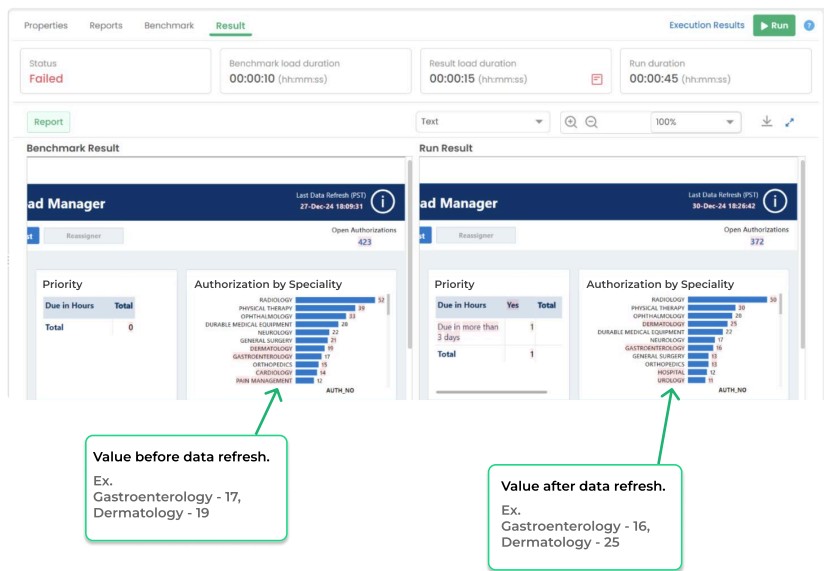
Our Quality Assurance (QA) strategy emphasizes automating data verification and collection, reducing repetitive tasks and minimizing the risk of errors. This approach delivers several key advantages:

- 1. Reduce Manual Effort:** By automating tasks such as data retrieval and comparison, testing activities are streamlined.
- 2. Improved Data Quality:** Incorporating checkpoints at multiple stages of the testing process ensures robust data quality.
- 3. Greater Accuracy:** Automated data validation minimizes inconsistencies and helps maintain reliable results.
- 4. Enhance Efficiency:** Accelerating testing processes and simplifying result analysis leads to faster delivery cycles.
- 5. Regulatory Compliance:** Automated validation and verification ensures adherence to regulatory requirements.

### Step 3: Add the benchmark report.



### Step 4: Run the dataflow to identify discrepancies between the benchmark report and the run result.



**Note:** For the first run, the benchmark result and the run result will match. In subsequent runs, the results will show the differences.

#### References

[www.bloomvalue.com](http://www.bloomvalue.com)

[DATAGAPS www.datagaps.com/bi-validator/](http://www.datagaps.com/bi-validator/)

[DAX Query \(datagaps.com\)](http://www.datagaps.com)

[DataGap help page](#)

[Addressing Time-Out Issues in Test Automation with Datagaps and Power BI](#)

[Leveraging Power BI DAX Query to Retrieve Hierarchical Data for Test Automation](#)

## Addressing Data Gaps/Issues

Issues in data often arise from manual data validation, weak testing techniques, and tool constraints. Bloom and Datagaps tackle these issues by:

- Automating Data Validation:** Minimizing human errors while improving data quality.
- Managing Large Data Sets Efficiently:** Handling complex data, including DAX queries and Power BI data, without compromising performance.
- Enabling Flexible Data Retrieval:** Empowering users to extract data based on tailored criteria, such as weekly or monthly intervals.

This approach ensures accuracy, scalability, and adaptability in managing and analyzing data.



Datagaps provides robust tools to address data challenges, including:

- Integration with Bloom:** Seamlessly connects with Bloom to leverage advanced data automation capabilities.
- DAX Query Integration:** Enables efficient data retrieval and manipulation through powerful DAX queries.
- Power BI Compatibility:** Simplifies integration with Power BI for enhanced data visualization and reporting.
- Hierarchical Data Extraction:** Organizes data in structured formats, making it easier to read and analyze.
- Customized Retrieval Parameters:** Allows users to define specific criteria, such as extracting data summaries by week or month.

These capabilities help streamline data workflows, enhance accuracy, and improve decision-making processes.

## Key Benefits

- Improved Efficiency:** Significantly reduce the time spent on data retrieval and validation, allowing teams to focus on strategic initiatives.
- Enhanced Accuracy:** Minimize errors and ensure data integrity through automation.
- Better Decision-Making:** Access accurate, up-to-date information to make well-informed decisions.